

# Chapter 13 Vocabulary Cards

angle

parallel  
sides

parallelogram

polygon

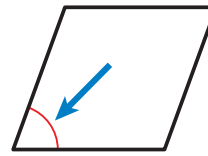
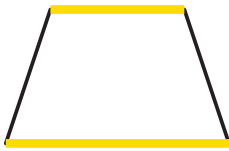
quadrilateral

rectangle

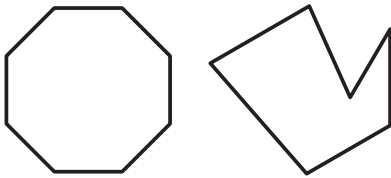
rhombus

right  
angle

Two sides that are always the same distance apart



A closed, two-dimensional shape with three or more sides



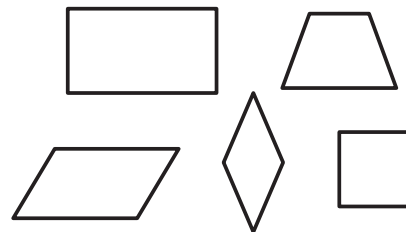
A quadrilateral with two pairs of parallel sides



A parallelogram with four right angles



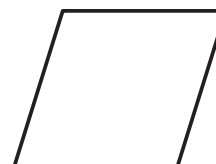
A polygon with four sides



An L-shaped angle



A parallelogram with four equal sides



side

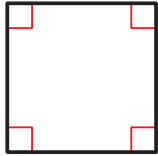
square

trapezoid

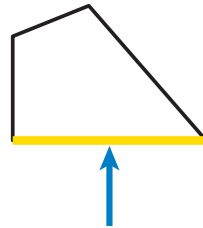
vertex

© Big Ideas Learning, LLC

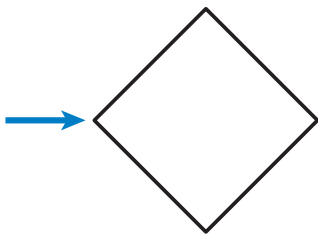
A parallelogram with four right angles and four equal sides



© Big Ideas Learning, LLC



© Big Ideas Learning, LLC



© Big Ideas Learning, LLC

A quadrilateral with exactly one pair of parallel sides



© Big Ideas Learning, LLC

© Big Ideas Learning, LLC

© Big Ideas Learning, LLC

© Big Ideas Learning, LLC